




























	April	May	June
Contents	-Basic Knowledge of Swar Sadhna Prayer Revision -Basic Tabla Introduction and Groove [Integrated with Physics]	-Birthday and Gaytri Mantra Notation. -Basic Drum Groove [Integrated with English]	-Structure of Western Music (Chords, Tempo and Scale) -Drum Beats Rock 4 [Integrated with Physics and Mathematics].
Learning Outcomes	-Students will be able to learn Vocal skills through Swar Sadhna and able to improve their Vocal Skills. -Student will be able to understand the concept of Groove pattern on Drum kit.	-Students will be able to learn Notations Systems along with Sight reading concept. -Student will be able to play the Groove pattern on Drum set.	-Students will be able to learn Frequency, Voice Modulation, Octaves, Harmonic Knowledge and the flow/Speed on drums etc. -Students will be able to play Rock pattern along with basic roll up on Drum set.
Skills	-An Accurate Sense of Pitch -Tonal quality - Tight sense of Rhythm.	An Accurate Sense of Notes, Tempo and Scale, Notation Structure.	An Accurate Sense of Octave, Major/Minor/Sharp Notes
Methodology	- Warm-up: Students sing simple Sa-Re-Ga patterns for voice preparation. - Demonstration: Teacher demonstrates Swar Sadhna and correct pitch. - Listening & Repetition: - Tabla Introduction: Show basic bols (Dha, Dhin, Na) and hand placements.	-To provide them Prayer Notation and Lyrics.  Listening Activity: Teacher plays Birthday song and Gayatri Mantra  Pronunciation Practice:  Notation Explanation	 Scale Introduction: Teacher demonstrates basic scale (Sa Re Ga / C scale) on harmonium/keyboard.  Chord Demonstration: Show basic chords (C–F–G or similar) and finger placement.  Tempo Practice: Students clap in 4/4 tempo (1-2-3-4 counting).

		<p> Group Practice:</p> <p> English Integration:</p>	
Assessment	<p> Oral Assessment: Students sing Sa-Re-Ga correctly in pitch.</p> <p> Listening Check: Identify correct and incorrect swar.</p> <p> Prayer Singing:</p> <p> Practical Assessment:</p> <p> Group Performance:</p> <p> Concept Check</p>	<p> Singing Assessment: Students sing Birthday song with correct tune and rhythm.</p> <p> Pronunciation Check: Observe English word pronunciation while singing.</p> <p> Rhythm Assessment: Students clap correct beats of the song/mantra.</p> <p> Practical Performance:</p> <p> Observation: Teacher checks participation, confidence and</p>	<p> Scale Check: Students play/sing the correct scale clearly.</p> <p> Chord Assessment: Students identify and play basic chords correctly.</p> <p> Tempo Understanding: Students clap steady 4/4 count without losing timing.</p>
Cross Cutting Theme	<p>sound vibration, pitch and volume through swar and tabla</p> <p> Collaboration</p> <p> Critical Thinking:</p> <p> Communication Skills:</p> <p> Values & Ethics:</p> <p> Experiential Learning:</p>	<p>Rhythm & Timing</p> <p>Creativity & Expression</p> <p>Cultural Awareness</p> <p>Mathematical Thinking (beats/counts)</p> <p>Collaboration & Group Performance</p> <p>Focus & Discipline</p>	<p>Mathematical Thinking – Across all topics, there’s a foundation of counting, patterns, and intervals (beats, chords, scales).</p> <p>Cultural Awareness</p> <p>Creativity & Expression</p> <p>Logical Thinking</p> <p>Collaboration & Teamwork</p>
	July	August	September
Contents	<p>-Patriotic Song (Vocal/Instrumental).</p> <p>[Integrated with Patriotism/Language]</p>	<p>-Concept of 2-3 digits Alankar Composition.</p> <p>[Integrated with Mathematics and Languages].</p>	<p>-National Anthem Notation, [Integrated with Hindi].</p>

Learning Outcomes	-Students will be able to learn and memories Patriotic Song along with Notation.	-Students will be able to Compose their own Alankar based on Rhythm.	-Students will be able to learn and memories the National Anthem Notation.
Skills	-Rhythmic and Melodic Pattern, Voice Modulation, Tonal quality	An Accurate sense of Composition, Harmonic and Melodic.	- Sense of Notes, Tempo and Scale, Notation Structure.
Methodology	-Students will Practice Vocal and Instruments under the able guidance of Teacher Patriotic song's historical background Lyrical Teaching (Vocal)	Concept Introductio Slow Practice Hand and Voice Coordination Repetition and Variation	--To provide them the Notions. the national anthem: -Historical and Emotional Context -Lyrical Breakdown -Rhythmic and Melodic Practice -Group Practice and Discipline -Reflection and Responsibility
Assessment	- Performance Assessment -Reflective Writing -Historical Connection -Peer Feedback	--Rhythmic Accuracy test -Creative Application -Peer Assessment	-Notational Accuracy Rhythmic Alignment
Cross cutting Theme	Values & Ethics – Instilling a sense of national pride, respect, and duty. Cultural Awareness Emotional Expression Language & Communication – Social Responsibility	Mathematical Thinking Rhythm and Timing Creativity Discipline and Focus Cultural Awareness	Cultural Identity Values & Ethics Mathematical Thinking Language & Communication , Discipline & Focus

	October	November	December
Contents	-Raga Bhupali	-Two Tala-Baddha Alankars set to different Talas. [Integrated with Mathematics]	-Christmas Carol and notation Practice continue [Integrated with English/ Hindi].
Learning Outcomes	-Students will be able to Understand the concept of Indian Classical Music. - Students will enrich with the knowledge of Gharana's the tradition method of adopting and learning the Music.	-Students will be able to learn Rhythm Cycle. -They will also able to learn to set the Notes on specific duration and Beats.	-Students will be able to learn the Carol pattern -Students will be able to understand the Western Music System through Carol.
Skills	An Accurate Sense of Timber, Frequencies and Loudness/Softness of the Pitch.	An Accurate Sense of Notes, Tempo and Scale, Notation Structure.	An Accurate Sense of Octave, Melody and Tight sense of Rhythm.
Methodology	-Teacher will sing first Raga in detailed its Aaroh, Avroh, Chalan and Bandish Students will follow the Teacher -They will practice in group as well as individually.	Concept Introduction – Explain what Taal Baddh Alankar Demonstration Perform the Alankar slowly	. Introduction Briefly explain Christmas carol and its purpose 2. Listening 3. Lyrics Reading 4. Tune Teaching 6. Pronunciation 7. Expression 8. Group Singing
Assessment	Swara Accuracy Aroha–Avaroha Pakad Identification Voice Control Expression (Bhava) Listening Skill	-Solo Performace of Taal Based Alanakar. -Based on Quality of Alankar Composition.	. Pitch Accuracy 2. Tempo 3. Lyrics Pronunciation 4. Expression 5. Voice Quality 6. Group Coordination
Cross Cutting Theme	-Art Integration -Mathematical Thinking +Value Education -Experiential Learning -Collaboration & Teamwork -Creativity & Expression -Interdisciplinary Learning	Mathematical Thinking Cultural Awarenes Discipline and Focus	Cultural Awareness Emotional Expression Language Development mathematical Thinking Community & Collaboration

	January	February	
Contents	<p>Kharaj Practice</p> <p>[Integrated with science and Mathematics]</p>	<p>Holi Gayan (Holi Aai Re)</p> <p>[Integrated with Art and Culture]</p>	
Learning Outcomes	<p>-Students will be able to Understand the concept of Kharaj Practice (Riyaz).</p> <p>- Students will enrich with the knowledge of Gharana's the tradition method of adopting and learning the Music.</p>	<p>-Students will be able to Understand the concept Holi Singing style.</p> <p>- Students will enrich with the knowledge of Hori Singing style ,Samaj Gayan etc.</p>	
Skills	An Accurate Sense of Timber, Frequencies and Loudness/Softness of the Pitch.	Sense of Notes,Tempo and Scale.	
Methodology	<p>To develop deep voice quality</p> <p>To improve breath control</p> <p>To strengthen lower octave (Mandra Saptak)</p>	<p>Teacher discusses meaning of Holi festival</p> <p>Students share experiences of Holi</p> <p>Brief talk about Holi songs</p>	
Assessment	<p>To develop deep voice quality</p> <p>Student sings lower Sa correctly</p> <p>Voice Quality</p> <p>Breath Control</p> <p>Note Stability</p> <p>To strengthen lower octave (Mandra Saptak)</p>	<p>Bhav (Expression)</p> <p>Shows festive mood of Holi</p> <p>Facial expressions match song</p> <p>Energetic and joyful presentation</p>	
Cross Cutting Theme	<p>Discipline and Focuse</p> <p>Pitch and Intonation</p> <p>Cultural Heritage</p> <p>Emotional Expression</p>	<p>Cultural Awareness –</p> <p>motional Expression</p> <p>Language andCommunication</p> <p>Mathematical Thinking</p> <p>Social Connection</p> <p>Joy and Well-being</p>	